

FILED
PONTOTOC COUNTY

SEP 11 2020

TAMMY BROWN, County Clerk

By SB Deputy

Vocational-Technical School District
2020-2021 Estimate of Needs
and
Financial Statement of the Fiscal Year 2019-2020

Board of Education of Pontotoc Technology Center
District No. 14
County of Pontotoc
State of Oklahoma

FILED

OCT 13 2020

State Auditor & Inspector

Two copies of this Financial Statement and Estimate of Needs should be filed with the County Clerk not later than September 1 for all School Districts. After approval by the Excise Board and the levies are made, both statements should be signed by the Board Members. One complete signed copy must be sent to the State Auditor and Inspector, Suite 106, 4545 N. Lincoln Blvd. Oklahoma City, OK 73105. If publication may not be had by date required for filing, affidavit and proof of publication are required to be attached within five days after date of filing.

The 2020-2021 Estimate of Needs
and
Financial Statement of the Fiscal Year 2019-2020

Prepared by: Putnam & Company PLLC

Submitted to the Pontotoc County Excise Board

This 13th ~~10th~~ Day of September, 2020

School Board Members

Chairman [Signature] Clerk

Treasurer Jayma Newport Member

Member A. B. Adosa Member

Member _____ Member

[Signature]
[Signature]

To the Excise Board of said County and State, Greetings:

Pursuant to the requirements of 68 O. S. 2001 Section 3002, we submit herewith, for your consideration the within statement of the financial condition of the Board of Education of Pontotoc Technology Center, District No. 14, County of Pontotoc, State of Oklahoma for the fiscal year beginning July 1, 2020, and ending June 30, 2021, together with an itemized statement of the estimated Income and Probable Needs of said School District for the ensuing fiscal year. We have separately prepared, executed and submit Financial Statements for the Fiscal Year so terminated, and Estimate of Requirements for the ensuing Fiscal Year, for such Sinking Fund, if any, as pertains to this District for the Bond, Coupon, and Judgment indebtedness, if any, outstanding and unpaid as of June 30, 2021, and also for the Sinking Fund of any disorganized District whose area or the major portion thereof is now embraced within the boundaries of this District; and this Certificate is as applicable thereto as if fully embodied therein. The same have been prepared in conformity with Statute, in relation to which be it further noted that:

1. We, the undersigned, duly elected, qualified and acting officers of the Board of Education of the aforesaid School District located wholly or in major area in the County and State aforesaid, do hereby certify that, at regular session begun at the time provided by law, we carefully considered the reports submitted by the several officers and employees as required by 68 O. S. 2001 Section 3004, carefully considered the statements and estimate of needs heretofore prepared for the purpose of ascertaining any additional or emergency levy necessary for the ensuing fiscal year and revised, corrected or amended the same to disclose the true fiscal condition as of June 30, 2020, and to provide for the needs of the District for the ensuing fiscal year as now ascertained; and we do hereby certify that the within statement of the financial condition is true and correct, and that the within estimates for all purposes for the ensuing fiscal year are reasonably necessary for the proper conduct of the affairs of said School District, and that the statement of Estimated Income from sources other than ad valorem taxes is not in excess of the lawfully authorized ratio of the actual collections from such sources during the previous fiscal year.

2. We further certify that any cash fund balance reported in our Building Fund is required for immediate or cumulative program of construction unless there be attached within a verified copy of a resolution signed by a majority of the members of this Board to the effect the program of building has been completed or abandoned. If attached, then the Excise Board is directed to apply said Balance to reduce Levies in accordance with 62 O. S. 2001, Section 333.

3. We also certify that a levy of 0.000 Mills over and above the number of mills allocated by the County Excise Board will be reasonably necessary for the proper conduct of the affairs of said school district during the fiscal year 2020-2021.

4. We also certify that, after due and legal notice of an election thereon, an emergency levy of 0.000 Mills, over and above the number of mills provided by Law and allocated by the County Excise Board in addition thereto for school purposes, was authorized at an election held for that purpose on February 11, 2020 by a majority of those voting at said election; the result of said election was:

For the Levy 0;	Against the Levy 0;	Majority 0
-----------------	---------------------	------------

5. We also certify that, after due and legal notice of an election thereon, a local incentive levy of 5.000 Mills, in addition to the levies hereinbefore provided, was authorized at an election held for that purpose on February 11, 2020 by a majority vote of the electors who had paid ad valorem tax of the immediately preceding year; the result of said election was:

For the Levy 0;	Against the Levy 0;	Majority 0
-----------------	---------------------	------------

6. We also certify that, after due and legal notice of an election thereon, pursuant to Article 10, Section 10, of the Constitution of Oklahoma, an additional levy of 5.000 Mills, was authorized by a majority of the qualified voters of said School District, for the purpose of erecting, remodeling or repairing school buildings, and for purchasing furniture at an election held for that purpose on August 13, 2019, the result whereof was:

For the Levy 547;

Against the Levy 347;

Majority 200

Barry D. Whitworth
Clerk of Board of Education


Christine
President of Board of Education

Jayma Newport
Treasurer of Board of Education

Subscribed and sworn to before me this 10 day of September

Jayma Newport
Notary Public

05-30-2022
My Commission Expires



Affidavit of Publication

State of Oklahoma, County of Pontotoc

I, _____, the undersigned duly qualified and acting Clerk of the Board of Education of Pontotoc Technology Center, School District No. 14, County and State aforesaid, being first duly sworn according to law, hereby depose and say:

- 1. That I complied with 68 O. S. 2001 Section 3002, (both independent and dependent) by having the within Financial Statement and Estimate of Needs which was prepared at the time and in the manner provided by law, published as required by law, in a legally-qualified newspaper of general circulation in the district, there being no legally-qualified newspaper published in the school district, as evidenced by a copy of such published statement and estimate together with proof of publication thereof attached hereto marked Exhibit No. 1 and made a part hereof (strike inapplicable phrases).
- 2. That I complied with currently effective statutes, by having the Notice of Emergency Levy Election and the call for such Election on the date hereinbefore certified by the Governing Board, the Itemized Statements and the Itemized Estimate of the amount necessary for the ensuing fiscal year requiring such emergency levy for the current expense purposes as prepared by the Board of Education duly published or posted, as the case may be, in full compliance with law for this class of school district, and as provided by law duly made public in the manner and at the time provided by law, for this class of district and in all respects according to law, in relation to said election on such emergency levy as hereinbefore certified by said Governing Board.
- 3. That I complied with the statute by having published or posted (if required for this class of district) the notice of local incentive levy election, and the call for such election on the date hereinbefore certified by the Board of Education. That the Estimate of Needs as prepared by the Board of Education required such local incentive levy in addition to other tax levies, to fully meet the current expense purposes of the school district for the ensuing year.
- 4. That in conformity to resolution by said Board of Education, I caused Notice of Building Fund Levy Election under the provisions of Article 10, Section 10, Oklahoma Constitution, and the Call of such Election on the date hereinbefore certified by the Governing Board, together with Itemized Statements and an Estimate of the amount necessary for the ensuing fiscal year requiring such levy for the purpose of erecting, remodeling or repairing school buildings, and for purchasing school furniture, in said District, published or posted to contain such Notice and Call, fixing the number of voting places and particularly describing each and every such place or places, and fixing the day on which such election should be had after the expiration of such notice, duly published or posted as is required by law for this class of district.

Samuel Whitworth
Clerk, Board of Education


Subscribed and sworn to before me this 10 day of September

Jayma Newport
Notary Public

05-30-2022
My Commission Expires



Demetrius Brown
Secretary and Clerk of Excise Board



Pontotoc County, Oklahoma

LEGAL NOTICE

Public Law 94-142 - Board of Education
 Financial Statement of the Various Funds for the Fiscal Year Ending June 30, 2020, And
 Estimate of Needs for Fiscal Year Ending June 30, 2021, of Pontotoc Technology Center
 School District No. 14, Pontotoc County, Oklahoma

STATEMENT OF FINANCIAL CONDITION AS OF JUNE 30, 2020	GENERAL FUND DETAIL	BUILDING FUND DETAIL	CO-OP FUND DETAIL	INSTRUCTION FUND DETAIL
ASSETS				
Cash Balance June 30, 2020	\$ 2,586,463.45	\$ 3,325,644.15	\$ 0.00	\$ 0.00
Investments	\$ 0.00	\$ 0.00	\$ 0.00	\$ 0.00
TOTAL ASSETS	\$ 2,586,463.45	\$ 3,325,644.15	\$ 0.00	\$ 0.00
LIABILITIES AND RESERVES:				
Accounts Payable	\$ 449,778.78	\$ 46,419.15	\$ 0.00	\$ 2.00
Accrue Interest on Payables	\$ 0.00	\$ 0.00	\$ 0.00	\$ 0.00
Payables from Education	\$ 124,272.11	\$ 60,677.90	\$ 0.00	\$ 0.00
TOTAL LIABILITIES AND RESERVES	\$ 574,050.89	\$ 107,097.05	\$ 0.00	\$ 2.00
CASH FUND BALANCE (CASH) AS OF JUNE 30, 2020	\$ 1,992,412.56	\$ 3,218,547.10	\$ 0.00	\$ 0.00

NOTICE OF PUBLICATION IN THE DISTRICT COURT PONTOTOC COUNTY

Pontotoc Technology Center
 PO #228

COUNTY OF PONTOTOC
 STATE OF OKLAHOMA

Maurisa Nelson, of lawful age, being duly sworn and authorized, says she is the General Manager of THE ADA NEWS printed in the City of Ada, Pontotoc County, Oklahoma, a newspaper qualified to publish legal notices, advertisements, and publications as provided in Section 106 of Title 25, Oklahoma statutes 1971, as amended and complies with all other requirements of the laws of Oklahoma with references to legal publications.

That said Notice, a true copy of which is attached hereto, was published in the regular edition of said newspaper during the period and time of publications and not in a supplement, on the following:

Publication Date(s) September 19th, 2020

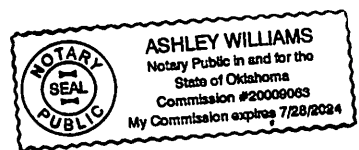
Publication Fee: \$295.85

Maurisa Nelson

Maurisa Nelson, General Manager
 Subscribed and sworn to me this 20th day of September, 2020

Ashley Williams

Notary Public



Public Law 94-142 - Board of Education
 Financial Statement of the Various Funds for the Fiscal Year Ending June 30, 2020, And
 Estimate of Needs for Fiscal Year Ending June 30, 2021, of Pontotoc Technology Center
 School District No. 14, Pontotoc County, Oklahoma

GENERAL FUND	CO-OP FUND
Current Expense	Current Expense
Revenue for Int. on Warrants & Bonds	Revenue for Int. on Warrants & Bonds
Tax Receipts	Tax Receipts
FINANCIALS	FINANCIALS
Cash Fund Balance	Cash Fund Balance
Estimated Miscellaneous Revenue	Estimated Miscellaneous Revenue
Tax Deductions	Tax Deductions
Balance on Prior Year Ad Valorem Tax	Balance

CERTIFICATE - GOVERNING BOARD
 STATE OF OKLAHOMA, COUNTY OF PONTOTOC, ss
 I, the undersigned duly elected, qualified and acting officer of the Board of Education of Pontotoc Technology Center, School District No. 14, of said County and State, do hereby certify that at a meeting of the Governing Body of the said District begun on the date hereinafter set forth and continued at the office of said District as collected by the records of the District Clerk and Treasurer. We further certify that the foregoing accounts for current expenses for the fiscal year beginning July 1, 2020, and ending June 30, 2021, as shown are necessary for the proper conduct of the affairs of the said District, that the financial income to be derived therefrom exceeds other than all other sources does not exceed the lawful authorized rate of the revenue allowed from the same source during the preceding year.

James Neupert
 President of Board of Education

Scheduled and sworn to before me this 11th day of September, 2020.
James Neupert
 Notary Public

Approved to be published as a legally-qualified newspaper is printed in the District. This legally-qualified newspaper is published in the District as a legally-qualified newspaper of general circulation in the District.
 S.A.A. & News 2020-2021 Pontotoc Technology Center 14, Pontotoc
 11-Sep-2020

See Accountant's Computation Report

**Putnam & Company, PLLC
Certified Public Accountants
169 E. 32nd Street
Edmond, Oklahoma 73013**

Independent Accountant's Compilation Letter

Board of Education
Pontotoc Technology Center

Management is responsible for the accompanying financial statements of Pontotoc Technology Center, as of *and for the year ended* June 30, 2020, the Estimate of Needs (SA&I Form 2661R06) for the fiscal year ended June 30, 2021, and the related Publication Sheet (SA&I Form 2662R06, Exhibit Z) included in the accompanying prescribed form. We have performed a compilation engagement in accordance with Statements of Standards for Accounting and Review Services promulgated by the Accounting and Review Services Committee of the American Institute of Certified Public Accountants. We did not audit or review the financial statements included in the accompanying prescribed form nor were we required to perform any procedures to verify the accuracy or completeness of the information provided by management. Accordingly, we do not express an opinion, a conclusion, nor provide any form of assurance on these prescribed financial statements.

These financial statements and information included in the accompanying prescribed form are presented in accordance with the requirements prescribed by the Office of the Oklahoma State Auditor and Inspector per 68 O.S. 3003.B and as further defined by rules promulgated by the Oklahoma State Department of Education per 70 O.S. 5-134.I.D., and are not intended to be a complete presentation of the School's assets and liabilities.

This report is intended solely for the information and use of the Oklahoma State Department of Education, the Oklahoma Department of Career and Technology Education, the School District, the County Excise Board, and for filing with the State Auditor and Inspector and is not intended to be and should not be used by anyone other than these specified parties.


Putnam & Company, PLLC
Certified Public Accountants

GENERAL FUND ACCOUNTS COVERING THE PERIOD JULY 1, 2019 TO JUNE 30, 2020
ESTIMATE OF NEEDS FOR 2020-2021

EXHIBIT "A"

Page 6

Schedule 1, Current Balance Sheet - June 30, 2020		Amount
ASSETS:		
Cash Balance June 30, 2020		\$ 2,586,603.48
Investments		\$ 0.00
TOTAL ASSETS		\$ 2,586,603.48
LIABILITIES AND RESERVES:		
Warrants Outstanding		\$ 449,770.78
Reserve for Interest on Warrants		\$ 0.00
Reserves From Schedule 8		\$ 322,077.11
TOTAL LIABILITIES AND RESERVES		\$ 771,847.89
CASH FUND BALANCE JUNE 30, 2020		\$ 1,814,755.59
TOTAL LIABILITIES, RESERVES AND CASH FUND BALANCE		\$ 2,586,603.48

Schedule 2, Revenue and Requirements - 2019-2020		
	Detail	Total
REVENUE:		
Cash Balance June 30, 2019	\$ 1,600,097.58	
Cash Fund Balance Transferred From Prior Years	\$ 340,541.98	
Current Ad Valorem Tax Apportioned	\$ 3,285,503.09	
Miscellaneous Revenue Apportioned	\$ 2,160,015.86	
TOTAL REVENUE		\$ 7,386,158.51
REQUIREMENTS:		
Claims Paid by Warrants Issued & Transfer Fees Apportioned	\$ 5,249,325.81	
Reserves From Schedule 8	\$ 322,077.11	
Interest Paid on Warrants	\$ 0.00	
Bank Fees and Cash Charges	\$ 0.00	
Reserve for Interest on Warrants	\$ 0.00	
TOTAL REQUIREMENTS		\$ 5,571,402.92
ADD: Cash Fund Balance as Per Balance Sheet 6-30-2020		\$ 1,814,755.59
TOTAL REQUIREMENTS AND CASH FUND BALANCE		\$ 7,386,158.51

Schedule 3, Cash Fund Balance Analysis - June 30, 2020		Amount
ADDITIONS:		
Miscellaneous Revenue Collected in Excess of Estimates-Net		\$ 330,407.86
Warrants Estopped, Cancelled or Converted		\$ 0.00
Fiscal Year 2019-20 Lapsed Appropriations		\$ 1,111,390.53
Fiscal Year 2018-19 Lapsed Appropriations		\$ 112,461.61
Ad Valorem Tax Collections in Excess of Estimates		\$ 32,415.22
Prior Year Ad Valorem Tax		\$ 228,080.37
TOTAL ADDITIONS		\$ 1,814,755.59
DEDUCTIONS:		
Supplemental Appropriations		\$ 0.00
Current Tax in Process of Collection		\$ 0.00
TOTAL DEDUCTIONS		\$ 0.00
Cash Fund Balance as per Balance Sheet 6-30-2020		\$ 1,814,755.59
Composition of Cash Fund Balance		
Cash		\$ 1,814,755.59
Cash Fund Balance as per Balance Sheet 6-30-2020		\$ 1,814,755.59

GENERAL FUND ACCOUNTS COVERING THE PERIOD JULY 1, 2019 TO JUNE 30, 2020
ESTIMATE OF NEEDS FOR 2020-2021

EXHIBIT "A"

Page 7

Schedule 4, Miscellaneous Revenue		
SOURCE	2019-20 ACCOUNT	
	AMOUNT ESTIMATED	ACTUALLY COLLECTED
1000 DISTRICT SOURCES OF REVENUE:		
1200 Tuition & Fees	\$ 200,000.00	\$ 417,576.96
1300 Earnings on Investments and Bond Sales	\$ 0.00	\$ 4,960.77
1400 Rental, Disposals and Commissions	\$ 0.00	\$ 62,874.67
1500 Reimbursements	\$ 0.00	\$ 21,792.78
1600 Other Local Sources of Revenue	\$ 0.00	\$ 48,389.97
1700 Child Nutrition Programs	\$ 0.00	\$ 0.00
1800 Athletics	\$ 0.00	\$ 0.00
TOTAL	\$ 200,000.00	\$ 555,595.15
2000 INTERMEDIATE SOURCES OF REVENUE:		
TOTAL	\$ 0.00	\$ 0.00
3000 STATE SOURCES OF REVENUE:		
3100 Total Dedicated Revenue	\$ 0.00	\$ 0.00
3200 Total State Aid - General Operations - Non Categorical	\$ 0.00	\$ 0.00
3300 State Aid - Competitive Grants - Categorical	\$ 0.00	\$ 0.00
3400 State - Categorical	\$ 0.00	\$ 0.00
3500 Special Programs	\$ 0.00	\$ 0.00
3600 Other State Sources of Revenue	\$ 0.00	\$ 0.00
3700 Child Nutrition Programs	\$ 0.00	\$ 0.00
3810 Series	\$ 1,478,027.00	\$ 1,478,027.00
3830 Industry Training	\$ 0.00	\$ 67,974.00
3840 Adult Training	\$ 96,965.00	\$ 18,669.42
3860 Other State Vocational Aid	\$ 0.00	\$ 0.00
3870 Series	\$ 0.00	\$ 0.00
3890 Capital Outlay	\$ 0.00	\$ 0.00
3800 Total State Vocational Programs - Multi Source	\$ 1,574,992.00	\$ 1,564,670.42
TOTAL	\$ 1,574,992.00	\$ 1,564,670.42
4000 Federal Sources of Revenue		
4100 Grants-In-Aid Direct From The Federal Government	\$ 0.00	\$ 0.00
4200 Disadvantaged Students	\$ 0.00	\$ 0.00
4300 Individuals With Disabilities	\$ 0.00	\$ 0.00
4400 No Child Left Behind	\$ 0.00	\$ 0.00
4500 Grants-In-Aid Passed Through Other State/Intermediate Sources	\$ 0.00	\$ 0.00
4600 Other Federal Sources Passed Through State Dept Of Education	\$ 0.00	\$ 215.00
4700 Child Nutrition Programs	\$ 0.00	\$ 0.00
4810 Series	\$ 0.00	\$ 0.00
4820 Carl D. Perkins Vocational & Applied Technology Ed. Act.	\$ 54,616.00	\$ 39,238.53
4830 Industry Training	\$ 0.00	\$ 0.00
4840 Adult Training	\$ 0.00	\$ 0.00
4850 Job Training Partnership Act	\$ 0.00	\$ 0.00
4860 Other Federal Vocational Aid	\$ 0.00	\$ 135.00
4870 Series	\$ 0.00	\$ 0.00
4890 Capital Outlay	\$ 0.00	\$ 0.00
4800 Total Federal Vocational Education	\$ 54,616.00	\$ 39,373.53
TOTAL	\$ 54,616.00	\$ 39,588.53
5000 NON-REVENUE RECEIPTS:		
5100 Return of Assets	\$ 0.00	\$ 161.76
GRAND TOTAL	\$ 1,829,608.00	\$ 2,160,015.86

S.A. & I. Form 2661R06 Entity: Pontotoc Technology Center 14, Pontotoc

1-Sep-2020

GENERAL FUND ACCOUNTS COVERING THE PERIOD JULY 1, 2019 TO JUNE 30, 2020
ESTIMATE OF NEEDS FOR 2020-2021

EXHIBIT "A"

Page 8

2019-20 ACCOUNT OVER (UNDER)	BASIS AND LIMIT OF ENSUING ESTIMATE	2020-21 ACCOUNT		
		CHARGEABLE INCOME	ESTIMATED BY GOVERNING BOARD	APPROVED BY EXCISE BOARD
\$ 217,576.96	47.90%	\$ 0.00	200,000.00	200,000.00
\$ 4,960.77	0.00%	\$ 0.00	0.00	0.00
\$ 62,874.67	0.00%	\$ 0.00	0.00	0.00
\$ 21,792.78	0.00%	\$ 0.00	0.00	0.00
\$ 48,389.97	0.00%	\$ 0.00	0.00	0.00
\$ 0.00	0.00%	\$ 0.00	0.00	0.00
\$ 0.00	0.00%	\$ 0.00	0.00	0.00
\$ 355,595.15		\$ 0.00	200,000.00	200,000.00
\$ 0.00		\$ 0.00	0.00	0.00
\$ 0.00	0.00%	\$ 0.00	0.00	0.00
\$ 0.00	0.00%	\$ 0.00	0.00	0.00
\$ 0.00	0.00%	\$ 0.00	0.00	0.00
\$ 0.00	0.00%	\$ 0.00	0.00	0.00
\$ 0.00	0.00%	\$ 0.00	0.00	0.00
\$ 0.00	0.00%	\$ 0.00	0.00	0.00
\$ 0.00	96.33%	\$ 0.00	1,423,833.00	1,423,833.00
\$ 67,974.00	0.00%	\$ 0.00	0.00	0.00
\$ (78,295.58)	414.36%	\$ 0.00	77,359.00	77,359.00
\$ 0.00	0.00%	\$ 0.00	0.00	0.00
\$ 0.00	0.00%	\$ 0.00	0.00	0.00
\$ 0.00	0.00%	\$ 0.00	149,927.00	149,927.00
\$ (10,321.58)	0.00%	\$ 0.00	0.00	0.00
\$ (10,321.58)		\$ 0.00	1,651,119.00	1,651,119.00
\$ 0.00	0.00%	\$ 0.00	0.00	0.00
\$ 0.00	0.00%	\$ 0.00	0.00	0.00
\$ 0.00	0.00%	\$ 0.00	0.00	0.00
\$ 0.00	0.00%	\$ 0.00	0.00	0.00
\$ 0.00	0.00%	\$ 0.00	0.00	0.00
\$ 215.00	0.00%	\$ 0.00	0.00	0.00
\$ 0.00	0.00%	\$ 0.00	0.00	0.00
\$ 0.00	0.00%	\$ 0.00	0.00	0.00
\$ (15,377.47)	52.84%	\$ 0.00	20,733.00	20,733.00
\$ 0.00	0.00%	\$ 0.00	0.00	0.00
\$ 0.00	0.00%	\$ 0.00	0.00	0.00
\$ 0.00	0.00%	\$ 0.00	0.00	0.00
\$ 135.00	0.00%	\$ 0.00	0.00	0.00
\$ 0.00	0.00%	\$ 0.00	0.00	0.00
\$ 0.00	0.00%	\$ 0.00	0.00	0.00
\$ (15,242.47)	52.66%	\$ 0.00	20,733.00	20,733.00
\$ (15,027.47)		\$ 0.00	20,733.00	20,733.00
\$ 161.76	0.00%	\$ 0.00	0.00	0.00
\$ 330,407.86		\$ 0.00	1,871,852.00	1,871,852.00

S.A. & I. Form 2661R06 Entity: Pontotoc Technology Center 14, Pontotoc

1-Sep-2020

GENERAL FUND ACCOUNTS COVERING THE PERIOD JULY 1, 2019 TO JUNE 30, 2020
ESTIMATE OF NEEDS FOR 2020-2021

EXHIBIT "A"

Schedule 5, Expenditures General Fund Cash Accounts of Current and all Prior Years		2019-20
CURRENT AND ALL PRIOR YEARS		
Cash Balance Reported to Excise Board 6-30-2019	\$	0.00
Cash Fund Balance Transferred Out	\$	1,600,097.58
Cash Fund Balance Transferred In	\$	1,600,097.58
Adjusted Cash Balance	\$	3,285,503.09
Ad Valorem Tax Apportioned To Year In Caption	\$	2,160,015.86
Miscellaneous Revenue (Schedule 4)	\$	340,541.98
Cash Fund Balance Forward From Preceding Year	\$	0.00
Prior Expenditures Recovered	\$	5,786,060.93
TOTAL RECEIPTS	\$	7,386,158.51
TOTAL RECEIPTS AND BALANCE	\$	4,799,555.03
Warrants Paid of Year in Caption	\$	0.00
Interest Paid Thereon	\$	0.00
Bank Fees and Cash Charges	\$	4,799,555.03
TOTAL DISBURSEMENTS	\$	2,586,603.48
CASH BALANCE JUNE 30, 2020	\$	449,770.78
Reserve for Warrants Outstanding	\$	0.00
Reserve for Interest on Warrants	\$	322,077.11
Reserves From Schedule 8	\$	771,847.89
TOTAL LIABILITIES AND RESERVE	\$	0.00
DEFICIT:	\$	1,814,755.59
CASH FUND BALANCE FORWARD TO SUCCEEDING YEAR	\$	

Schedule 6, General Fund Warrant Account of Current and All Prior Years		2019-20
CURRENT AND ALL PRIOR YEARS		
Warrants Outstanding 6-30 of Year in Caption	\$	5,249,325.81
Warrants Registered During Year	\$	5,249,325.81
TOTAL	\$	4,799,555.03
Warrants Paid During Year	\$	0.00
Warrants Converted to Bonds or Judgments	\$	0.00
Warrants Cancelled	\$	0.00
Warrants estopped by Statute	\$	0.00
TOTAL WARRANTS RETIRED	\$	4,799,555.03
BALANCE WARRANTS OUTSTANDING JUNE 30, 2020	\$	449,770.78

Schedule 7, 2019 Ad Valorem Tax Account			
2019 Net Valuation Certified To County Excise Board	\$	10.240 Mills	Amount
Total Proceeds of Levy as Certified	348,692,109.00		\$ 3,578,393.20
Additions:			\$ 0.00
Deductions:			\$ 0.00
Gross Balance Tax			\$ 3,578,393.20
Less Reserve for Delinquent Tax			\$ 325,305.33
Reserve for Protests Pending			\$ 0.00
Balance Available Tax			\$ 3,253,087.87
Deduct 2019 Tax Apportioned			\$ 3,285,503.09
Net Balance 2019 Tax in Process of Collection			\$ 0.00
Excess Collections			\$ 32,415.22

GENERAL FUND ACCOUNTS COVERING THE PERIOD JULY 1, 2019 TO JUNE 30, 2020
ESTIMATE OF NEEDS FOR 2020-2021

EXHIBIT "A"

Page 10

Schedule 5, (Continued)						
2018-19	2017-18	2016-17	2015-16	2014-15	2013-14	TOTAL
\$ 2,204,796.28	\$ 0.00	\$ 0.00	\$ 0.00	\$ 0.00	\$ 0.00	\$ 2,204,796.28
\$ 1,600,097.58	\$ 0.00	\$ 0.00	\$ 0.00	\$ 0.00	\$ 0.00	\$ 1,600,097.58
\$ 0.00	\$ 0.00	\$ 0.00	\$ 0.00	\$ 0.00	\$ 0.00	\$ 1,600,097.58
\$ 604,698.70	\$ 0.00	\$ 0.00	\$ 0.00	\$ 0.00	\$ 0.00	\$ 2,204,796.28
\$ 228,080.37	\$ 0.00	\$ 0.00	\$ 0.00	\$ 0.00	\$ 0.00	\$ 3,513,583.46
\$ 0.00	\$ 0.00	\$ 0.00	\$ 0.00	\$ 0.00	\$ 0.00	\$ 2,160,015.86
\$ 0.00	\$ 0.00	\$ 0.00	\$ 0.00	\$ 0.00	\$ 0.00	\$ 340,541.98
\$ 0.00	\$ 0.00	\$ 0.00	\$ 0.00	\$ 0.00	\$ 0.00	\$ 0.00
\$ 228,080.37	\$ 0.00	\$ 0.00	\$ 0.00	\$ 0.00	\$ 0.00	\$ 6,014,141.30
\$ 832,779.07	\$ 0.00	\$ 0.00	\$ 0.00	\$ 0.00	\$ 0.00	\$ 8,218,937.58
\$ 492,237.09	\$ 0.00	\$ 0.00	\$ 0.00	\$ 0.00	\$ 0.00	\$ 5,291,792.12
\$ 0.00	\$ 0.00	\$ 0.00	\$ 0.00	\$ 0.00	\$ 0.00	\$ 0.00
\$ 0.00	\$ 0.00	\$ 0.00	\$ 0.00	\$ 0.00	\$ 0.00	\$ 0.00
\$ 492,237.09	\$ 0.00	\$ 0.00	\$ 0.00	\$ 0.00	\$ 0.00	\$ 5,291,792.12
\$ 340,541.98	\$ 0.00	\$ 0.00	\$ 0.00	\$ 0.00	\$ 0.00	\$ 2,927,145.46
\$ 0.00	\$ 0.00	\$ 0.00	\$ 0.00	\$ 0.00	\$ 0.00	\$ 449,770.78
\$ 0.00	\$ 0.00	\$ 0.00	\$ 0.00	\$ 0.00	\$ 0.00	\$ 0.00
\$ 0.00	\$ 0.00	\$ 0.00	\$ 0.00	\$ 0.00	\$ 0.00	\$ 322,077.11
\$ 0.00	\$ 0.00	\$ 0.00	\$ 0.00	\$ 0.00	\$ 0.00	\$ 771,847.89
\$ 0.00	\$ 0.00	\$ 0.00	\$ 0.00	\$ 0.00	\$ 0.00	\$ 0.00
\$ 340,541.98	\$ 0.00	\$ 0.00	\$ 0.00	\$ 0.00	\$ 0.00	\$ 2,155,297.57

Schedule 6, (Continued)						
2018-19	2017-18	2016-17	2015-16	2014-15	2013-14	TOTAL
\$ 91,601.61	\$ 0.00	\$ 0.00	\$ 0.00	\$ 0.00	\$ 0.00	\$ 91,601.61
\$ 400,635.48	\$ 0.00	\$ 0.00	\$ 0.00	\$ 0.00	\$ 0.00	\$ 5,649,961.29
\$ 492,237.09	\$ 0.00	\$ 0.00	\$ 0.00	\$ 0.00	\$ 0.00	\$ 5,741,562.90
\$ 492,237.09	\$ 0.00	\$ 0.00	\$ 0.00	\$ 0.00	\$ 0.00	\$ 5,291,792.12
\$ 0.00	\$ 0.00	\$ 0.00	\$ 0.00	\$ 0.00	\$ 0.00	\$ 0.00
\$ 0.00	\$ 0.00	\$ 0.00	\$ 0.00	\$ 0.00	\$ 0.00	\$ 0.00
\$ 0.00	\$ 0.00	\$ 0.00	\$ 0.00	\$ 0.00	\$ 0.00	\$ 0.00
\$ 492,237.09	\$ 0.00	\$ 0.00	\$ 0.00	\$ 0.00	\$ 0.00	\$ 5,291,792.12
\$ 0.00	\$ 0.00	\$ 0.00	\$ 0.00	\$ 0.00	\$ 0.00	\$ 449,770.78

Schedule 9, General Fund Investments						
INVESTED IN	Investments On Hand June 30, 2019	Since Purchased	Liquidations		Barred by Court Order	Investments On Hand June 30, 2020
			By Collection Of Cost	Amortized Premium		
Cd's	\$ 0.00	\$ 0.00	\$ 0.00	\$ 0.00	\$ 0.00	\$ 0.00
						\$ 0.00
						\$ 0.00
						\$ 0.00
						\$ 0.00
						\$ 0.00
						\$ 0.00
						\$ 0.00
						\$ 0.00
						\$ 0.00
TOTAL INVEST.						\$ 0.00

GENERAL FUND ACCOUNTS COVERING THE PERIOD JULY 1, 2019 TO JUNE 30, 2020
ESTIMATE OF NEEDS FOR 2020-2021

EXHIBIT "A"

Schedule 8, Report of Prior Year Expenditures				
APPROPRIATED ACCOUNTS	FISCAL YEAR ENDING JUNE 30, 2019			APPROPRIATIONS ORIGINAL
	RESERVES 06-30-2019	WARRANTS SINCE ISSUED	BALANCE LAPSED APPROPRIATIONS	
1000 INSTRUCTION	\$ 187,622.68	\$ 142,835.28	\$ 44,787.40	\$ 2,746,419.22
2000 SUPPORT SERVICES:				
2100 Support Services - Students	\$ 389.91	\$ 136.99	\$ 252.92	\$ 169,613.58
2200 Support Services - Instructional Staff	\$ 513.69	\$ 0.00	\$ 513.69	\$ 111,819.20
2300 Support Services - General Administration	\$ 5,862.85	\$ 800.00	\$ 5,062.85	\$ 329,794.59
2400 Support Services - School Administration	\$ 3,826.25	\$ 2,999.92	\$ 826.33	\$ 861,333.84
2500 Support Services - Business	\$ 130,181.39	\$ 117,505.96	\$ 12,675.43	\$ 1,358,164.54
2600 Operations And Maintenance of Plant Services	\$ 180,079.03	\$ 132,405.08	\$ 47,673.95	\$ 939,075.66
2700 Student Transportation Services	\$ 4,621.29	\$ 3,952.25	\$ 669.04	\$ 62,964.27
2800 Support Services - Central	\$ 0.00	\$ 0.00	\$ 0.00	\$ 0.00
2900 Other Support Services	\$ 0.00	\$ 0.00	\$ 0.00	\$ 0.00
TOTAL	\$ 325,474.41	\$ 257,800.20	\$ 67,674.21	\$ 3,832,765.68
3000 OPERATION OF NON-INSTRUCTION SERVICES:				
3100 Child Nutrition Programs Operations	\$ 0.00	\$ 0.00	\$ 0.00	\$ 38,512.67
3200 Other Enterprise Service Operations	\$ 0.00	\$ 0.00	\$ 0.00	\$ 54,006.87
3300 Community Services Operations	\$ 0.00	\$ 0.00	\$ 0.00	\$ 0.00
TOTAL	\$ 0.00	\$ 0.00	\$ 0.00	\$ 92,519.54
4000 FACILITIES ACQUISITION & CONSTRUCTION SERVICES:				
4100 Supv. of Facilities Acquisition and Construction	\$ 0.00	\$ 0.00	\$ 0.00	\$ 0.00
4200 Site Acquisition Services	\$ 0.00	\$ 0.00	\$ 0.00	\$ 0.00
4300 Site Improvement Services	\$ 0.00	\$ 0.00	\$ 0.00	\$ 0.00
4400 Architecture and Engineering Services	\$ 0.00	\$ 0.00	\$ 0.00	\$ 10,800.00
4500 Educational Specifications Development Services	\$ 0.00	\$ 0.00	\$ 0.00	\$ 0.00
4600 Building Acquisition and Construction Services	\$ 0.00	\$ 0.00	\$ 0.00	\$ 0.00
4700 Building Improvement Services	\$ 0.00	\$ 0.00	\$ 0.00	\$ 0.00
4900 Other Facilities Acquisition and Const. Services	\$ 0.00	\$ 0.00	\$ 0.00	\$ 0.00
TOTAL	\$ 0.00	\$ 0.00	\$ 0.00	\$ 10,800.00
5000 OTHER OUTLAYS:				
5100 Debt Service	\$ 0.00	\$ 0.00	\$ 0.00	\$ 0.00
5200 Reimbursement (Child Nutrition Fund)	\$ 0.00	\$ 0.00	\$ 0.00	\$ 200.00
5300 Clearing Account	\$ 0.00	\$ 0.00	\$ 0.00	\$ 0.00
5400 Indirect Cost Entitlement	\$ 0.00	\$ 0.00	\$ 0.00	\$ 0.00
5500 Private Nonprofit Schools	\$ 0.00	\$ 0.00	\$ 0.00	\$ 0.00
5600 Correcting Entry	\$ 0.00	\$ 0.00	\$ 0.00	\$ 89.01
TOTAL	\$ 0.00	\$ 0.00	\$ 0.00	\$ 289.01
7000 OTHER USES	\$ 0.00	\$ 0.00	\$ 0.00	\$ 0.00
8000 REPAYMENTS	\$ 0.00	\$ 0.00	\$ 0.00	\$ 0.00
TOTAL GENERAL FUND	\$ 513,097.09	\$ 400,635.48	\$ 112,461.61	\$ 6,682,793.45
Bank Fees and Cash Charges	\$ 0.00	\$ 0.00	\$ 0.00	\$ 0.00
Provision for Interest on Warrants	\$ 0.00	\$ 0.00	\$ 0.00	\$ 0.00
GRAND TOTAL	\$ 513,097.09	\$ 400,635.48	\$ 112,461.61	\$ 6,682,793.45

ESTIMATE OF NEEDS FOR THE FISCAL YEAR 2020-2021	
PURPOSE:	
Current Expense	
Interest	
Pro rata share of County Assessor's Budget as determined by County Excise Board	
GRAND TOTAL - Home School	

GENERAL FUND ACCOUNTS COVERING THE PERIOD JULY 1, 2019 TO JUNE 30, 2020
ESTIMATE OF NEEDS FOR 2020-2021

EXHIBIT "A"

Page 12

FISCAL YEAR ENDING JUNE 30, 2020							FISCAL YEAR 2019-2020
APPROPRIATIONS		NET AMOUNT	WARRANTS ISSUED	RESERVES	LAPSED BALANCE KNOWN TO BE UNENCUMBERED	EXPENDITURES FOR CURRENT EXPENSE PURPOSES	
SUPPLEMENTAL ADJUSTMENTS ADDED	CANCELLED						
\$ 0.00	\$ 0.00	\$ 2,746,419.22	\$ 2,322,526.65	\$ 126,353.61	\$ 297,538.96	\$ 2,448,880.26	
\$ 0.00	\$ 0.00	\$ 169,613.58	\$ 147,501.73	\$ 3,892.78	\$ 18,219.07	\$ 151,394.51	
\$ 0.00	\$ 0.00	\$ 111,819.20	\$ 107,323.47	\$ 2,553.81	\$ 1,941.92	\$ 109,877.28	
\$ 0.00	\$ 0.00	\$ 329,794.59	\$ 244,726.62	\$ 15,127.50	\$ 69,940.47	\$ 259,854.12	
\$ 0.00	\$ 0.00	\$ 861,333.84	\$ 777,279.16	\$ 1,720.79	\$ 82,333.89	\$ 778,999.95	
\$ 0.00	\$ 0.00	\$ 1,358,164.54	\$ 734,843.83	\$ 34,866.35	\$ 588,454.36	\$ 769,710.18	
\$ 0.00	\$ 0.00	\$ 939,075.66	\$ 814,615.87	\$ 115,436.72	\$ 9,023.07	\$ 930,052.59	
\$ 0.00	\$ 0.00	\$ 62,964.27	\$ 36,667.75	\$ 22,125.55	\$ 4,170.97	\$ 58,793.30	
\$ 0.00	\$ 0.00	\$ 0.00	\$ 0.00	\$ 0.00	\$ 0.00	\$ 0.00	
\$ 0.00	\$ 0.00	\$ 0.00	\$ 0.00	\$ 0.00	\$ 0.00	\$ 0.00	
\$ 0.00	\$ 0.00	\$ 3,832,765.68	\$ 2,862,958.43	\$ 195,723.50	\$ 774,083.75	\$ 3,058,681.93	
\$ 0.00	\$ 0.00	\$ 38,512.67	\$ 4,483.86	\$ 0.00	\$ 34,028.81	\$ 4,483.86	
\$ 0.00	\$ 0.00	\$ 54,006.87	\$ 53,756.87	\$ 0.00	\$ 250.00	\$ 53,756.87	
\$ 0.00	\$ 0.00	\$ 0.00	\$ 0.00	\$ 0.00	\$ 0.00	\$ 0.00	
\$ 0.00	\$ 0.00	\$ 92,519.54	\$ 58,240.73	\$ 0.00	\$ 34,278.81	\$ 58,240.73	
\$ 0.00	\$ 0.00	\$ 0.00	\$ 0.00	\$ 0.00	\$ 0.00	\$ 0.00	
\$ 0.00	\$ 0.00	\$ 0.00	\$ 0.00	\$ 0.00	\$ 0.00	\$ 0.00	
\$ 0.00	\$ 0.00	\$ 10,800.00	\$ 5,400.00	\$ 0.00	\$ 5,400.00	\$ 5,400.00	
\$ 0.00	\$ 0.00	\$ 0.00	\$ 0.00	\$ 0.00	\$ 0.00	\$ 0.00	
\$ 0.00	\$ 0.00	\$ 0.00	\$ 0.00	\$ 0.00	\$ 0.00	\$ 0.00	
\$ 0.00	\$ 0.00	\$ 0.00	\$ 0.00	\$ 0.00	\$ 0.00	\$ 0.00	
\$ 0.00	\$ 0.00	\$ 0.00	\$ 0.00	\$ 0.00	\$ 0.00	\$ 0.00	
\$ 0.00	\$ 0.00	\$ 0.00	\$ 0.00	\$ 0.00	\$ 0.00	\$ 0.00	
\$ 0.00	\$ 0.00	\$ 10,800.00	\$ 5,400.00	\$ 0.00	\$ 5,400.00	\$ 5,400.00	
\$ 0.00	\$ 0.00	\$ 0.00	\$ 0.00	\$ 0.00	\$ 0.00	\$ 0.00	
\$ 0.00	\$ 0.00	\$ 200.00	\$ 200.00	\$ 0.00	\$ 0.00	\$ 200.00	
\$ 0.00	\$ 0.00	\$ 0.00	\$ 0.00	\$ 0.00	\$ 0.00	\$ 0.00	
\$ 0.00	\$ 0.00	\$ 0.00	\$ 0.00	\$ 0.00	\$ 0.00	\$ 0.00	
\$ 0.00	\$ 0.00	\$ 0.00	\$ 0.00	\$ 0.00	\$ 0.00	\$ 0.00	
\$ 0.00	\$ 0.00	\$ 89.01	\$ 0.00	\$ 0.00	\$ 89.01	\$ 0.00	
\$ 0.00	\$ 0.00	\$ 289.01	\$ 200.00	\$ 0.00	\$ 89.01	\$ 200.00	
\$ 0.00	\$ 0.00	\$ 0.00	\$ 0.00	\$ 0.00	\$ 0.00	\$ 0.00	
\$ 0.00	\$ 0.00	\$ 0.00	\$ 0.00	\$ 0.00	\$ 0.00	\$ 0.00	
\$ 0.00	\$ 0.00	\$ 6,682,793.45	\$ 5,249,325.81	\$ 322,077.11	\$ 1,111,390.53	\$ 5,571,402.92	
\$ 0.00	\$ 0.00	\$ 0.00	\$ 0.00	\$ 0.00	\$ 0.00	\$ 0.00	
\$ 0.00	\$ 0.00	\$ 0.00	\$ 0.00	\$ 0.00	\$ 0.00	\$ 0.00	
\$ 0.00	\$ 0.00	\$ 6,682,793.45	\$ 5,249,325.81	\$ 322,077.11	\$ 1,111,390.53	\$ 5,571,402.92	

	Estimate of Needs by Governing Board	Approved by County Excise Board
	\$ 7,086,014.56	\$ 7,086,014.56
	\$ 0.00	\$ 0.00
	\$ 0.00	\$ 0.00
	\$ 7,086,014.56	\$ 7,086,014.56

BUILDING FUND ACCOUNTS COVERING THE PERIOD JULY 1, 2019 TO JUNE 30, 2020
ESTIMATE OF NEEDS FOR 2020-2021

EXHIBIT "B"

Schedule 1, Current Balance Sheet - June 30, 2020		Amount
ASSETS:		
Cash Balance June 30, 2020	\$	3,705,614.15
Investments	\$	0.00
TOTAL ASSETS		\$ 3,705,614.15
LIABILITIES AND RESERVES:		
Warrants Outstanding	\$	40,619.43
Reserve for Interest on Warrants	\$	0.00
Reserves From Schedule 8	\$	101,677.90
TOTAL LIABILITIES AND RESERVES		\$ 142,297.33
CASH FUND BALANCE JUNE 30, 2020	\$	3,563,316.82
TOTAL LIABILITIES, RESERVES AND CASH FUND BALANCE	\$	3,705,614.15

Schedule 2, Revenue and Requirements - 2019-2020		
	Detail	Total
REVENUE:		
Cash Balance June 30, 2019	\$ 2,274,541.45	
Cash Fund Balance Transferred From Prior Years	\$ 103,592.80	
Current Ad Valorem Tax Apportioned	\$ 1,601,769.86	
Miscellaneous Revenue Apportioned	\$ 7,060.44	
TOTAL REVENUE		\$ 3,986,964.55
REQUIREMENTS:		
Claims Paid by Warrants Issued & Transfer Fees Apportioned	\$ 321,969.83	
Reserves From Schedule 8	\$ 101,677.90	
Interest Paid on Warrants	\$ 0.00	
Bank Fees and Cash Charges	\$ 0.00	
Reserve for Interest on Warrants	\$ 0.00	
TOTAL REQUIREMENTS		\$ 423,647.73
ADD: Cash Fund Balance as Per Balance Sheet 6-30-2020		\$ 3,563,316.82
TOTAL REQUIREMENTS AND CASH FUND BALANCE		\$ 3,986,964.55

Schedule 3, Cash Fund Balance Analysis - June 30, 2020		Amount
ADDITIONS:		
Miscellaneous Revenue Collected in Excess of Estimates-Net	\$	7,060.44
Warrants Estopped, Cancelled or Converted	\$	0.00
Fiscal Year 2019-20 Lapsed Appropriations	\$	3,436,998.15
Fiscal Year 2018-19 Lapsed Appropriations	\$	55,965.38
Ad Valorem Tax Collections in Excess of Estimates	\$	15,665.43
Prior Year Ad Valorem Tax	\$	47,627.42
TOTAL ADDITIONS		\$ 3,563,316.82
DEDUCTIONS:		
Supplemental Appropriations	\$	0.00
Current Tax in Process of Collection	\$	0.00
TOTAL DEDUCTIONS		\$ 0.00
Cash Fund Balance as per Balance Sheet 6-30-2020	\$	3,563,316.82
Composition of Cash Fund Balance		
Cash	\$	3,563,316.82
Cash Fund Balance as per Balance Sheet 6-30-2020	\$	3,563,316.82

BUILDING FUND ACCOUNTS COVERING THE PERIOD JULY 1, 2019 TO JUNE 30, 2020
ESTIMATE OF NEEDS FOR 2020-2021

EXHIBIT "B"

Schedule 4, Miscellaneous Revenue		
SOURCE	2019-20 ACCOUNT	
	AMOUNT ESTIMATED	ACTUALLY COLLECTED
1000 DISTRICT SOURCES OF REVENUE:		
1200 Tuition & Fees	\$ 0.00	\$ 0.00
1300 Earnings on Investments and Bond Sales	\$ 0.00	\$ 7,060.44
1400 Rental, Disposals and Commissions	\$ 0.00	\$ 0.00
1500 Reimbursements	\$ 0.00	\$ 0.00
1600 Other Local Sources of Revenue	\$ 0.00	\$ 0.00
1700 Child Nutrition Programs	\$ 0.00	\$ 0.00
1800 Athletics	\$ 0.00	\$ 0.00
TOTAL	\$ 0.00	\$ 7,060.44
2000 INTERMEDIATE SOURCES OF REVENUE:		
TOTAL	\$ 0.00	\$ 0.00
3000 STATE SOURCES OF REVENUE:		
3100 Total Dedicated Revenue	\$ 0.00	\$ 0.00
3200 Total State Aid - General Operations - Non Categorical	\$ 0.00	\$ 0.00
3300 State Aid - Competitive Grants - Categorical	\$ 0.00	\$ 0.00
3400 State - Categorical	\$ 0.00	\$ 0.00
3500 Special Programs	\$ 0.00	\$ 0.00
3600 Other State Sources of Revenue	\$ 0.00	\$ 0.00
3700 Child Nutrition Programs	\$ 0.00	\$ 0.00
3810 Series	\$ 0.00	\$ 0.00
3830 Industry Training	\$ 0.00	\$ 0.00
3840 Adult Training	\$ 0.00	\$ 0.00
3860 Other State Vocational Aid	\$ 0.00	\$ 0.00
3870 Series	\$ 0.00	\$ 0.00
3890 Capital Outlay	\$ 0.00	\$ 0.00
3800 Total State Vocational Programs - Multi Source	\$ 0.00	\$ 0.00
TOTAL	\$ 0.00	\$ 0.00
4000 Federal Sources of Revenue		
4100 Grants-In-Aid Direct From The Federal Government	\$ 0.00	\$ 0.00
4200 Disadvantaged Students	\$ 0.00	\$ 0.00
4300 Individuals With Disabilities	\$ 0.00	\$ 0.00
4400 No Child Left Behind	\$ 0.00	\$ 0.00
4500 Grants-In-Aid Passed Through Other State/Intermediate Sources	\$ 0.00	\$ 0.00
4600 Other Federal Sources Passed Through State Dept Of Education	\$ 0.00	\$ 0.00
4700 Child Nutrition Programs	\$ 0.00	\$ 0.00
4810 Series	\$ 0.00	\$ 0.00
4820 Carl D. Perkins Vocational & Applied Technology Ed. Act.	\$ 0.00	\$ 0.00
4830 Industry Training	\$ 0.00	\$ 0.00
4840 Adult Training	\$ 0.00	\$ 0.00
4850 Job Training Partnership Act	\$ 0.00	\$ 0.00
4860 Other Federal Vocational Aid	\$ 0.00	\$ 0.00
4870 Series	\$ 0.00	\$ 0.00
4890 Capital Outlay	\$ 0.00	\$ 0.00
4800 Total Federal Vocational Education	\$ 0.00	\$ 0.00
TOTAL	\$ 0.00	\$ 0.00
5000 NON-REVENUE RECEIPTS:		
5100 Return of Assets	\$ 0.00	\$ 0.00
GRAND TOTAL	\$ 0.00	\$ 7,060.44

BUILDING FUND ACCOUNTS COVERING THE PERIOD JULY 1, 2019 TO JUNE 30, 2020
ESTIMATE OF NEEDS FOR 2020-2021

EXHIBIT "B"

Page 14

SOURCE	2019-20 ACCOUNT	
	AMOUNT ESTIMATED	ACTUALLY COLLECTED
Schedule 4, Miscellaneous Revenue		
1000 DISTRICT SOURCES OF REVENUE:		
1200 Tuition & Fees	\$ 0.00	\$ 0.00
1300 Earnings on Investments and Bond Sales	\$ 0.00	\$ 7,060.44
1400 Rental, Disposals and Commissions	\$ 0.00	\$ 0.00
1500 Reimbursements	\$ 0.00	\$ 0.00
1600 Other Local Sources of Revenue	\$ 0.00	\$ 0.00
1700 Child Nutrition Programs	\$ 0.00	\$ 0.00
1800 Athletics	\$ 0.00	\$ 0.00
TOTAL	\$ 0.00	\$ 7,060.44
2000 INTERMEDIATE SOURCES OF REVENUE:		
TOTAL	\$ 0.00	\$ 0.00
3000 STATE SOURCES OF REVENUE:		
3100 Total Dedicated Revenue	\$ 0.00	\$ 0.00
3200 Total State Aid - General Operations - Non Categorical	\$ 0.00	\$ 0.00
3300 State Aid - Competitive Grants - Categorical	\$ 0.00	\$ 0.00
3400 State - Categorical	\$ 0.00	\$ 0.00
3500 Special Programs	\$ 0.00	\$ 0.00
3600 Other State Sources of Revenue	\$ 0.00	\$ 0.00
3700 Child Nutrition Programs	\$ 0.00	\$ 0.00
3810 Series	\$ 0.00	\$ 0.00
3830 Industry Training	\$ 0.00	\$ 0.00
3840 Adult Training	\$ 0.00	\$ 0.00
3860 Other State Vocational Aid	\$ 0.00	\$ 0.00
3870 Series	\$ 0.00	\$ 0.00
3890 Capital Outlay	\$ 0.00	\$ 0.00
3800 Total State Vocational Programs - Multi Source	\$ 0.00	\$ 0.00
TOTAL	\$ 0.00	\$ 0.00
4000 Federal Sources of Revenue		
4100 Grants-In-Aid Direct From The Federal Government	\$ 0.00	\$ 0.00
4200 Disadvantaged Students	\$ 0.00	\$ 0.00
4300 Individuals With Disabilities	\$ 0.00	\$ 0.00
4400 No Child Left Behind	\$ 0.00	\$ 0.00
4500 Grants-In-Aid Passed Through Other State/Intermediate Sources	\$ 0.00	\$ 0.00
4600 Other Federal Sources Passed Through State Dept Of Education	\$ 0.00	\$ 0.00
4700 Child Nutrition Programs	\$ 0.00	\$ 0.00
4810 Series	\$ 0.00	\$ 0.00
4820 Carl D. Perkins Vocational & Applied Technology Ed. Act.	\$ 0.00	\$ 0.00
4830 Industry Training	\$ 0.00	\$ 0.00
4840 Adult Training	\$ 0.00	\$ 0.00
4850 Job Training Partnership Act	\$ 0.00	\$ 0.00
4860 Other Federal Vocational Aid	\$ 0.00	\$ 0.00
4870 Series	\$ 0.00	\$ 0.00
4890 Capital Outlay	\$ 0.00	\$ 0.00
4800 Total Federal Vocational Education	\$ 0.00	\$ 0.00
TOTAL	\$ 0.00	\$ 0.00
5000 NON-REVENUE RECEIPTS:		
5100 Return of Assets	\$ 0.00	\$ 0.00
GRAND TOTAL	\$ 0.00	\$ 7,060.44

S.A. & I. Form 2661R06 Entity: Pontotoc Technology Center 14, Pontotoc

1-Sep-2020

BUILDING FUND ACCOUNTS COVERING THE PERIOD JULY 1, 2019 TO JUNE 30, 2020
ESTIMATE OF NEEDS FOR 2020-2021

EXHIBIT "B"

Page 16

Schedule 5, Expenditures Building Fund Cash Accounts of Current and all Prior Years	
CURRENT AND ALL PRIOR YEARS	2019-20
Cash Balance Reported to Excise Board 6-30-2019	\$ 0.00
Cash Fund Balance Transferred Out	
Cash Fund Balance Transferred In	\$ 2,274,541.45
Adjusted Cash Balance	\$ 2,274,541.45
Ad Valorem Tax Apportioned To Year In Caption	\$ 1,601,769.86
Miscellaneous Revenue (Schedule 4)	\$ 7,060.44
Cash Fund Balance Forward From Preceding Year	\$ 103,592.80
Prior Expenditures Recovered	\$ 0.00
TOTAL RECEIPTS	\$ 1,712,423.10
TOTAL RECEIPTS AND BALANCE	\$ 3,986,964.55
Warrants Paid of Year in Caption	\$ 281,350.40
Interest Paid Thereon	\$ 0.00
Bank Fees and Cash Charges	\$ 0.00
TOTAL DISBURSEMENTS	\$ 281,350.40
CASH BALANCE JUNE 30, 2020	\$ 3,705,614.15
Reserve for Warrants Outstanding	\$ 40,619.43
Reserve for Interest on Warrants	\$ 0.00
Reserves From Schedule 8	\$ 101,677.90
TOTAL LIABILITIES AND RESERVE	\$ 142,297.33
DEFICIT: (Red Figure)	\$ 0.00
CASH FUND BALANCE FORWARD TO SUCCEEDING YEAR	\$ 3,563,316.82

Schedule 6, Building Fund Warrant Account of Current and All Prior Years	
CURRENT AND ALL PRIOR YEARS	2019-20
Warrants Outstanding 6-30 of Year in Caption	
Warrants Registered During Year	\$ 321,969.83
TOTAL	\$ 321,969.83
Warrants Paid During Year	\$ 281,350.40
Warrants Converted to Bonds or Judgments	\$ 0.00
Warrants Cancelled	\$ 0.00
Warrants estopped by Statute	\$ 0.00
TOTAL WARRANTS RETIRED	\$ 281,350.40
BALANCE WARRANTS OUTSTANDING JUNE 30, 2020	\$ 40,619.43

Schedule 7, 2019 Ad Valorem Tax Account			
2019 Net Valuation Certified To County Excise Board	\$ 348,692,109.00	2.000 Mills	Amount
Total Proceeds of Levy as Certified			\$ 1,744,713.19
Additions:			\$ 0.00
Deductions:			\$ 0.00
Gross Balance Tax			\$ 1,744,713.19
Less Reserve for Delinquent Tax			\$ 158,608.76
Reserve for Protests Pending			\$ 0.00
Balance Available Tax			\$ 1,586,104.43
Deduct 2019 Tax Apportioned			\$ 1,601,769.86
Net Balance 2019 Tax in Process of Collection			\$ 0.00
Excess Collections			\$ 15,665.43

BUILDING FUND ACCOUNTS COVERING THE PERIOD JULY 1, 2019 TO JUNE 30, 2020
ESTIMATE OF NEEDS FOR 2020-2021

EXHIBIT "B"

Page 17

Schedule 5, (Continued)						
2018-19	2017-18	2016-17	2015-16	2014-15	2013-14	TOTAL
\$ 2,354,249.74	\$ 0.00	\$ 0.00	\$ 0.00	\$ 0.00	\$ 0.00	\$ 2,354,249.74
\$ 2,274,541.45	\$ 0.00	\$ 0.00	\$ 0.00	\$ 0.00	\$ 0.00	\$ 2,274,541.45
\$ 0.00	\$ 0.00	\$ 0.00	\$ 0.00	\$ 0.00	\$ 0.00	\$ 2,274,541.45
\$ 79,708.29	\$ 0.00	\$ 0.00	\$ 0.00	\$ 0.00	\$ 0.00	\$ 2,354,249.74
\$ 47,627.42	\$ 0.00	\$ 0.00	\$ 0.00	\$ 0.00	\$ 0.00	\$ 1,649,397.28
\$ 0.00	\$ 0.00	\$ 0.00	\$ 0.00	\$ 0.00	\$ 0.00	\$ 7,060.44
\$ 0.00	\$ 0.00	\$ 0.00	\$ 0.00	\$ 0.00	\$ 0.00	\$ 103,592.80
\$ 0.00	\$ 0.00	\$ 0.00	\$ 0.00	\$ 0.00	\$ 0.00	\$ 0.00
\$ 47,627.42	\$ 0.00	\$ 0.00	\$ 0.00	\$ 0.00	\$ 0.00	\$ 1,760,050.52
\$ 127,335.71	\$ 0.00	\$ 0.00	\$ 0.00	\$ 0.00	\$ 0.00	\$ 4,114,300.26
\$ 23,742.91	\$ 0.00	\$ 0.00	\$ 0.00	\$ 0.00	\$ 0.00	\$ 305,093.31
\$ 0.00	\$ 0.00	\$ 0.00	\$ 0.00	\$ 0.00	\$ 0.00	\$ 0.00
\$ 0.00	\$ 0.00	\$ 0.00	\$ 0.00	\$ 0.00	\$ 0.00	\$ 0.00
\$ 23,742.91	\$ 0.00	\$ 0.00	\$ 0.00	\$ 0.00	\$ 0.00	\$ 305,093.31
\$ 103,592.80	\$ 0.00	\$ 0.00	\$ 0.00	\$ 0.00	\$ 0.00	\$ 3,809,206.95
\$ 0.00	\$ 0.00	\$ 0.00	\$ 0.00	\$ 0.00	\$ 0.00	\$ 40,619.43
\$ 0.00	\$ 0.00	\$ 0.00	\$ 0.00	\$ 0.00	\$ 0.00	\$ 0.00
\$ 0.00	\$ 0.00	\$ 0.00	\$ 0.00	\$ 0.00	\$ 0.00	\$ 101,677.90
\$ 0.00	\$ 0.00	\$ 0.00	\$ 0.00	\$ 0.00	\$ 0.00	\$ 142,297.33
\$ 0.00	\$ 0.00	\$ 0.00	\$ 0.00	\$ 0.00	\$ 0.00	\$ 0.00
\$ 103,592.80	\$ 0.00	\$ 0.00	\$ 0.00	\$ 0.00	\$ 0.00	\$ 3,666,909.62

Schedule 6, (Continued)						
2018-19	2017-18	2016-17	2015-16	2014-15	2013-14	TOTAL
\$ 1,372.81	\$ 0.00	\$ 0.00	\$ 0.00	\$ 0.00	\$ 0.00	\$ 1,372.81
\$ 22,370.10	\$ 0.00	\$ 0.00	\$ 0.00	\$ 0.00	\$ 0.00	\$ 344,339.93
\$ 23,742.91	\$ 0.00	\$ 0.00	\$ 0.00	\$ 0.00	\$ 0.00	\$ 345,712.74
\$ 23,742.91	\$ 0.00	\$ 0.00	\$ 0.00	\$ 0.00	\$ 0.00	\$ 305,093.31
\$ 0.00	\$ 0.00	\$ 0.00	\$ 0.00	\$ 0.00	\$ 0.00	\$ 0.00
\$ 0.00	\$ 0.00	\$ 0.00	\$ 0.00	\$ 0.00	\$ 0.00	\$ 0.00
\$ 0.00	\$ 0.00	\$ 0.00	\$ 0.00	\$ 0.00	\$ 0.00	\$ 0.00
\$ 0.00	\$ 0.00	\$ 0.00	\$ 0.00	\$ 0.00	\$ 0.00	\$ 0.00
\$ 23,742.91	\$ 0.00	\$ 0.00	\$ 0.00	\$ 0.00	\$ 0.00	\$ 305,093.31
\$ 0.00	\$ 0.00	\$ 0.00	\$ 0.00	\$ 0.00	\$ 0.00	\$ 40,619.43

Schedule 9, Building Fund Investments						
INVESTED IN	Investments On Hand June 30, 2019	Since Purchased	Liquidations		Barred by Court Order	Investments On Hand June 30, 2020
			By Collection Of Cost	Amortized Premium		
CD's	\$ 0.00	\$ 0.00	\$ 0.00	\$ 0.00	\$ 0.00	\$ 0.00
						\$ 0.00
						\$ 0.00
						\$ 0.00
						\$ 0.00
						\$ 0.00
						\$ 0.00
						\$ 0.00
						\$ 0.00
						\$ 0.00
TOTAL INVEST	\$ 0.00	\$ 0.00	\$ 0.00	\$ 0.00	\$ 0.00	\$ 0.00

BUILDING FUND ACCOUNTS COVERING THE PERIOD JULY 1, 2019 TO JUNE 30, 2020
ESTIMATE OF NEEDS FOR 2020-2021

EXHIBIT "B"

Page 18

Schedule 8, Report of Prior Year Expenditures				
APPROPRIATED ACCOUNTS	FISCAL YEAR ENDING JUNE 30, 2019			APPROPRIATIONS ORIGINAL
	RESERVES 06-30-2019	WARRANTS SINCE ISSUED	BALANCE LAPSED APPROPRIATIONS	
1000 INSTRUCTION	\$ 0.00	\$ 0.00	\$ 0.00	\$ 2,742.85
2000 SUPPORT SERVICES:				
2100 Support Services - Students	\$ 0.00	\$ 0.00	\$ 0.00	\$ 0.00
2200 Support Services - Instructional Staff	\$ 0.00	\$ 0.00	\$ 0.00	\$ 9,378.00
2300 Support Services - General Administration	\$ 0.00	\$ 0.00	\$ 0.00	\$ 0.00
2400 Support Services - School Administration	\$ 0.00	\$ 0.00	\$ 0.00	\$ 0.00
2500 Support Services - Business	\$ 0.00	\$ 0.00	\$ 0.00	\$ 2,642,309.70
2600 Operations And Maintenance of Plant Services	\$ 68,202.86	\$ 12,229.09	\$ 55,973.77	\$ 763,982.01
2700 Student Transportation Services	\$ 0.00	\$ 0.00	\$ 0.00	\$ 0.00
2800 Support Services - Central	\$ 0.00	\$ 0.00	\$ 0.00	\$ 0.00
2900 Other Support Services	\$ 0.00	\$ 0.00	\$ 0.00	\$ 0.00
TOTAL	\$ 68,202.86	\$ 12,229.09	\$ 55,973.77	\$ 3,415,669.71
3000 OPERATION OF NON-INSTRUCTION SERVICES:				
3100 Child Nutrition Programs Operations	\$ 0.00	\$ 0.00	\$ 0.00	\$ 0.00
3200 Other Enterprise Service Operations	\$ 0.00	\$ 0.00	\$ 0.00	\$ 0.00
3300 Community Services Operations	\$ 0.00	\$ 0.00	\$ 0.00	\$ 0.00
TOTAL	\$ 0.00	\$ 0.00	\$ 0.00	\$ 0.00
4000 FACILITIES ACQUISITION & CONSTRUCTION SERVICES:				
4100 Supv. of Facilities Acquisition and Construction	\$ 0.00	\$ 0.00	\$ 0.00	\$ 0.00
4200 Site Acquisition Services	\$ 0.00	\$ 0.00	\$ 0.00	\$ 0.00
4300 Site Improvement Services	\$ 0.00	\$ 0.00	\$ 0.00	\$ 0.00
4400 Architecture and Engineering Services	\$ 0.00	\$ 0.00	\$ 0.00	\$ 45,000.00
4500 Educational Specifications Development Services	\$ 0.00	\$ 0.00	\$ 0.00	\$ 0.00
4600 Building Acquisition and Construction Services	\$ 0.00	\$ 0.00	\$ 0.00	\$ 392,000.00
4700 Building Improvement Services	\$ 10,132.62	\$ 10,141.01	\$ (8.39)	\$ 5,233.32
4900 Other Facilities Acquisition and Const. Services	\$ 0.00	\$ 0.00	\$ 0.00	\$ 0.00
TOTAL	\$ 10,132.62	\$ 10,141.01	\$ (8.39)	\$ 442,233.32
5000 OTHER OUTLAYS:				
5100 Debt Service	\$ 0.00	\$ 0.00	\$ 0.00	\$ 0.00
5200 Reimbursement (Child Nutrition Fund)	\$ 0.00	\$ 0.00	\$ 0.00	\$ 0.00
5300 Clearing Account	\$ 0.00	\$ 0.00	\$ 0.00	\$ 0.00
5400 Indirect Cost Entitlement	\$ 0.00	\$ 0.00	\$ 0.00	\$ 0.00
5500 Private Nonprofit Schools	\$ 0.00	\$ 0.00	\$ 0.00	\$ 0.00
5600 Correcting Entry	\$ 0.00	\$ 0.00	\$ 0.00	\$ 0.00
TOTAL	\$ 0.00	\$ 0.00	\$ 0.00	\$ 0.00
7000 OTHER USES	\$ 0.00	\$ 0.00	\$ 0.00	\$ 0.00
8000 REPAYMENTS	\$ 0.00	\$ 0.00	\$ 0.00	\$ 0.00
TOTAL BUILDING FUND	\$ 78,335.48	\$ 22,370.10	\$ 55,965.38	\$ 3,860,645.88
Bank Fees and Cash Charges	\$ 0.00	\$ 0.00	\$ 0.00	\$ 0.00
Provision for Interest on Warrants	\$ 0.00	\$ 0.00	\$ 0.00	\$ 0.00
GRAND TOTAL	\$ 78,335.48	\$ 22,370.10	\$ 55,965.38	\$ 3,860,645.88

ESTIMATE OF NEEDS FOR THE FISCAL YEAR 2020-2021	
PURPOSE:	
Current Expense	
Interest	
Pro rata share of County Assessor's Budget by County Excise Board	
GRAND TOTAL - Home School	

BUILDING FUND ACCOUNTS COVERING THE PERIOD JULY 1, 2019 TO JUNE 30, 2020
ESTIMATE OF NEEDS FOR 2020-2021

EXHIBIT "B"

Page 19

FISCAL YEAR ENDING JUNE 30, 2020						FISCAL YEAR 2019-2020
APPROPRIATIONS			WARRANTS ISSUED	RESERVES	LAPSED BALANCE KNOWN TO BE UNENCUMBERED	EXPENDITURES FOR CURRENT EXPENSE PURPOSES
SUPPLEMENTAL ADJUSTMENTS		NET AMOUNT				
ADDED	CANCELLED					
\$ 0.00	\$ 0.00	\$ 2,742.85	\$ 0.00	\$ 0.00	\$ 2,742.85	\$ 0.00
\$ 0.00	\$ 0.00	\$ 0.00	\$ 0.00	\$ 0.00	\$ 0.00	\$ 0.00
\$ 0.00	\$ 0.00	\$ 9,378.00	\$ 522.67	\$ 8,855.33	\$ 0.00	\$ 9,378.00
\$ 0.00	\$ 0.00	\$ 0.00	\$ 0.00	\$ 0.00	\$ 0.00	\$ 0.00
\$ 0.00	\$ 0.00	\$ 0.00	\$ 0.00	\$ 0.00	\$ 0.00	\$ 0.00
\$ 0.00	\$ 0.00	\$ 2,642,309.70	\$ 0.00	\$ 0.00	\$ 2,642,309.70	\$ 0.00
\$ 0.00	\$ 0.00	\$ 763,982.01	\$ 319,647.16	\$ 74,622.57	\$ 369,712.28	\$ 394,269.73
\$ 0.00	\$ 0.00	\$ 0.00	\$ 0.00	\$ 0.00	\$ 0.00	\$ 0.00
\$ 0.00	\$ 0.00	\$ 0.00	\$ 0.00	\$ 0.00	\$ 0.00	\$ 0.00
\$ 0.00	\$ 0.00	\$ 0.00	\$ 0.00	\$ 0.00	\$ 0.00	\$ 0.00
\$ 0.00	\$ 0.00	\$ 3,415,669.71	\$ 320,169.83	\$ 83,477.90	\$ 3,012,021.98	\$ 403,647.73
\$ 0.00	\$ 0.00	\$ 0.00	\$ 0.00	\$ 0.00	\$ 0.00	\$ 0.00
\$ 0.00	\$ 0.00	\$ 0.00	\$ 0.00	\$ 0.00	\$ 0.00	\$ 0.00
\$ 0.00	\$ 0.00	\$ 0.00	\$ 0.00	\$ 0.00	\$ 0.00	\$ 0.00
\$ 0.00	\$ 0.00	\$ 0.00	\$ 0.00	\$ 0.00	\$ 0.00	\$ 0.00
\$ 0.00	\$ 0.00	\$ 0.00	\$ 0.00	\$ 0.00	\$ 0.00	\$ 0.00
\$ 0.00	\$ 0.00	\$ 0.00	\$ 0.00	\$ 0.00	\$ 0.00	\$ 0.00
\$ 0.00	\$ 0.00	\$ 0.00	\$ 0.00	\$ 0.00	\$ 0.00	\$ 0.00
\$ 0.00	\$ 0.00	\$ 45,000.00	\$ 1,800.00	\$ 18,200.00	\$ 25,000.00	\$ 20,000.00
\$ 0.00	\$ 0.00	\$ 0.00	\$ 0.00	\$ 0.00	\$ 0.00	\$ 0.00
\$ 0.00	\$ 0.00	\$ 392,000.00	\$ 0.00	\$ 0.00	\$ 392,000.00	\$ 0.00
\$ 0.00	\$ 0.00	\$ 5,233.32	\$ 0.00	\$ 0.00	\$ 5,233.32	\$ 0.00
\$ 0.00	\$ 0.00	\$ 0.00	\$ 0.00	\$ 0.00	\$ 0.00	\$ 0.00
\$ 0.00	\$ 0.00	\$ 442,233.32	\$ 1,800.00	\$ 18,200.00	\$ 422,233.32	\$ 20,000.00
\$ 0.00	\$ 0.00	\$ 0.00	\$ 0.00	\$ 0.00	\$ 0.00	\$ 0.00
\$ 0.00	\$ 0.00	\$ 0.00	\$ 0.00	\$ 0.00	\$ 0.00	\$ 0.00
\$ 0.00	\$ 0.00	\$ 0.00	\$ 0.00	\$ 0.00	\$ 0.00	\$ 0.00
\$ 0.00	\$ 0.00	\$ 0.00	\$ 0.00	\$ 0.00	\$ 0.00	\$ 0.00
\$ 0.00	\$ 0.00	\$ 0.00	\$ 0.00	\$ 0.00	\$ 0.00	\$ 0.00
\$ 0.00	\$ 0.00	\$ 0.00	\$ 0.00	\$ 0.00	\$ 0.00	\$ 0.00
\$ 0.00	\$ 0.00	\$ 0.00	\$ 0.00	\$ 0.00	\$ 0.00	\$ 0.00
\$ 0.00	\$ 0.00	\$ 3,860,645.88	\$ 321,969.83	\$ 101,677.90	\$ 3,436,998.15	\$ 423,647.73
\$ 0.00	\$ 0.00	\$ 0.00	\$ 0.00	\$ 0.00	\$ 0.00	\$ 0.00
\$ 0.00	\$ 0.00	\$ 0.00	\$ 0.00	\$ 0.00	\$ 0.00	\$ 0.00
\$ 0.00	\$ 0.00	\$ 3,860,645.88	\$ 321,969.83	\$ 101,677.90	\$ 3,436,998.15	\$ 423,647.73

	Estimate of Needs by Governing Board	Approved by County Excise Board
	\$ 5,220,537.07	\$ 5,220,537.07
	\$ 0.00	\$ 0.00
	\$ 0.00	\$ 0.00
	\$ 5,220,537.07	\$ 5,220,537.07

S.A. & I. Form 2661R06 Entity: Pontotoc Technology Center 14, Pontotoc

1-Sep-2020

CERTIFICATE OF EXCISE BOARD

State of Oklahoma, County of Pontotoc

We do further certify that we have examined the statement of estimated needs for the current fiscal year ending June 30, 2020, as certified by the Board of Education of Pontotoc Technology Center, District Number 14 of said County and State, and its financial statement for the preceding year, and in so doing we have diligently performed the duties imposed upon this Excise Board by 68 O. S. 2001 Section 3007, by (1) ascertaining that the financial statements, as to the statistics therein contained, reflect the true fiscal condition at the close of the fiscal year, or caused the same to be corrected so to show; (2) struck from the estimate of needs so submitted any items not authorized by law and reduced to the sum authorized by law any items restricted by statute as to the amount lawfully expendable therefor; (3) supplemented such estimate, after appropriate action, by an estimate of needs prepared by this Excise Board to make provision for mandatory functions based upon statistics authoritatively submitted; (4) computed the total means available to each fund in the manner provided, applying the Governing Board's estimate of revenue to be derived from surplus tax of the immediately preceding year and from sources other than ad valorem tax, or reduced such estimate to not less than the lawfully authorized ratio of the several sums realized from such sources during the preceding fiscal year or to such lesser sum as may reasonably be anticipated under altered law or circumstance and using for such determination the basic collections of the preceding year and the ratios on which distribution or apportionment must be made during the ensuing or current year.

To the several and specific purposes of the estimated needs as certified, we have and do hereby appropriate the surplus balances of cash on hand of the prior year, estimates of income from sources other than ad valorem taxation within the limitation fixed by law, and the proceeds of ad valorem tax levy within the number of mills authorized, either by apportionment by the Legislature, allocation by the excise board or by legal election, all of which appropriations are made in so far as the available surpluses, revenues, and levies will permit, except in that we have also provided that, after deducting items consisting of cash and the revenue from all sources other than the 2020 tax and the proceeds of the 2020 tax levy are in excess of the residue of such appropriations, by a sum included for delinquent tax, computed at 10.0% of such residue. And provided further, if said School District has been ascertained to be a well defined State Aid District, the local budget, as approved and appropriated for, has been applied wholly to its operating accounts.

We further certify that the amount required to be raised from tax, excluding Homesteads, for General Revenue Fund purposes as approved, requires a total ad valorem tax levy of 10.000 Mills. Said levy is within the statutory limit, and if in excess, is within the constitutional limit and has been authorized by a vote of the people of said district, as shown by certificate of the School Board to-wit:

To this District, with valuations shown below, the Excise Board allocated 5.000 Mills, plus 0.000 Mills authorized by the Constitution, plus an emergency levy of 0.000 Mills; plus local support levy of 5.000 Mills; for a total levy for the General Fund of 10.000 Mills.

We further certify that the amount required to be raised for building fund purposes as approved requires a tax levy of 5.000 Mills, and said levy has been certified as authorized by a vote of the people at an election held for that purpose. We further certify that Assessed Values used in computing Mill-vote levies have been applied as certified by the County Assessor.

We further certify that we have examined the within statements of account and estimated needs or requirements of the Governing Board of Pontotoc Technology Center, School District No. 14 of said County and State, in relation to the Sinking Fund or Funds thereof, and after finding the same correct or having caused the same to be corrected pursuant to 68 O. S. 2001 Section 3009, have approved the requirements therefor to fulfill the conditions of Section 26 and 28 of Article 10, Oklahoma Constitution, and have made and certified a tax levy therefor to the extent of the excess of said total requirements over the total of items 2, 3, 6, and 12 of Exhibit "Y" and any other legal deduction, including a reserve of 10% for delinquent taxes.

CERTIFICATE OF EXCISE BOARD
ESTIMATE OF NEEDS FOR 2020-2021

EXHIBIT "Y"					
County Excise Board's Appropriation of Income and Revenue	General Fund	Building Fund	Co-op Fund	Child Nutrition Fund	New Sinking Fund (Exc. Homesteads)
Appropriation Approved and Provision Made	\$ 7,086,014.56	\$ 5,220,537.07	\$ 0.00	\$ 0.00	\$ 0.00
Appropriation of Revenues:					
Excess of Assets Over Liabilities	\$ 1,814,755.59	\$ 3,563,316.82	\$ 0.00	\$ 0.00	\$ 0.00
Unclaimed Protest Tax Refunds	\$ 0.00	\$ 0.00	\$ 0.00	\$ 0.00	\$ 0.00
Miscellaneous Estimated Revenues	\$ 1,871,852.00	\$ 0.00	\$ 0.00	\$ 0.00	None
Est. Value of Surplus Tax in Process	\$ 0.00	\$ 0.00	\$ 0.00	\$ 0.00	None
Sinking Fund Contributions	\$ 0.00	\$ 0.00	\$ 0.00	\$ 0.00	\$ 0.00
Surplus Building Fund Cash	\$ 0.00	\$ 0.00	\$ 0.00	\$ 0.00	\$ 0.00
Total Other Than 2020 Tax	\$ 3,686,607.59	\$ 3,563,316.82	\$ 0.00	\$ 0.00	\$ 0.00
Balance Required	\$ 3,399,406.97	\$ 1,657,220.25	\$ 0.00	\$ 0.00	\$ 0.00
Add Allowance for Delinquency	\$ 339,937.24	\$ 165,720.34	\$ 0.00	\$ 0.00	\$ 0.00
Total Required for 2020 Tax	\$ 3,739,344.21	\$ 1,822,940.59	\$ 0.00	\$ 0.00	\$ 0.00
Rate of Levy Required and Certified	-----	-----	-----	-----	0.00 Mills

We further certify that the net assessed valuation of the Property, subject to ad valorem taxes, after the amount of all Homestead Exemptions have been deducted in the said School District as finally equalized and certified by the Board of Equalization for the current year 2020-2021 is as follows:

VALUATION AND LEVIES EXCLUDING HOMESTEADS				
County	Real	Personal	Public Service	Total
This County Pontotoc	\$ 194,197,181.00	\$ 53,110,873.00	\$ 68,661,495.00	\$ 315,969,549.00
Joint County Coal	\$ 4,005,563.00	\$ 3,340,066.00	\$ 11,577,574.00	\$ 18,923,203.00
Joint County Hughes	\$ 3,798,215.00	\$ 5,782,844.00	\$ 9,103,216.00	\$ 18,684,275.00
Joint County Johnston	\$ 829,848.00	\$ 41,793.00	\$ 836,356.00	\$ 1,707,997.00
Joint County Murray	\$ 594,323.00	\$ 35,828.00	\$ 2,057,198.00	\$ 2,687,349.00
Joint County Seminole	\$ 2,681,611.00	\$ 1,651,627.00	\$ 1,997,084.00	\$ 6,330,322.00
Joint County	\$ 0.00	\$ 0.00	\$ 0.00	\$ 0.00
Joint County	\$ 0.00	\$ 0.00	\$ 0.00	\$ 0.00
Joint County	\$ 0.00	\$ 0.00	\$ 0.00	\$ 0.00
Joint County	\$ 0.00	\$ 0.00	\$ 0.00	\$ 0.00
Joint County	\$ 0.00	\$ 0.00	\$ 0.00	\$ 0.00
Joint County	\$ 0.00	\$ 0.00	\$ 0.00	\$ 0.00
Joint County	\$ 0.00	\$ 0.00	\$ 0.00	\$ 0.00
Joint County	\$ 0.00	\$ 0.00	\$ 0.00	\$ 0.00
Total Valuations, All Counties	\$ 206,106,741.00	\$ 63,963,031.00	\$ 94,232,923.00	\$ 364,302,695.00

and that the assessed valuations herein certified have been used in computing the rates of mill levies and the proceeds thereof appropriated as aforesaid; and that having ascertained as aforesaid, the aggregate amount to be raised by ad valorem taxation, be raised by ad valorem taxation, we thereupon made the above levies therefor as provided by law as follows:

10,412,672

CERTIFICATE OF EXCISE BOARD
ESTIMATE OF NEEDS FOR 2020-2021

EXHIBIT "Y" Continued: Primary County And All Joint Counties						
Levies Required and Certified:		Valuation And Levies Excluding Homesteads			Total Required For 2020 Tax	
County	General Fund	Building Fund	Total Valuation	General	Building	
This County Pontotoc	10.24 Mills	5.00 Mills	\$ 315,969,549.00	\$ 3,235,528.18	\$ 1,579,847.75	
Joint Co. Coal	10.34 Mills	5.07 Mills	\$ 18,923,203.00	\$ 195,665.92	\$ 95,940.64	
Joint Co. Hughes	10.29 Mills	5.00 Mills	\$ 18,684,275.00	\$ 192,261.19	\$ 93,421.38	
Joint Co. Johnston	10.31 Mills	5.06 Mills	\$ 1,707,997.00	\$ 17,609.45	\$ 8,642.46	
Joint Co. Murray	11.06 Mills	5.00 Mills	\$ 2,687,349.00	\$ 29,722.08	\$ 13,436.75	
Joint Co. Seminole	10.83 Mills	5.00 Mills	\$ 6,330,322.00	\$ 68,557.39	\$ 31,651.61	
Joint Co.	0.00 Mills	0.00 Mills	\$ 0.00	\$ 0.00	\$ 0.00	
Joint Co.	0.00 Mills	0.00 Mills	\$ 0.00	\$ 0.00	\$ 0.00	
Joint Co.	0.00 Mills	0.00 Mills	\$ 0.00	\$ 0.00	\$ 0.00	
Joint Co.	0.00 Mills	0.00 Mills	\$ 0.00	\$ 0.00	\$ 0.00	
Joint Co.	0.00 Mills	0.00 Mills	\$ 0.00	\$ 0.00	\$ 0.00	
Joint Co.	0.00 Mills	0.00 Mills	\$ 0.00	\$ 0.00	\$ 0.00	
Joint Co.	0.00 Mills	0.00 Mills	\$ 0.00	\$ 0.00	\$ 0.00	
Joint Co.	0.00 Mills	0.00 Mills	\$ 0.00	\$ 0.00	\$ 0.00	
Joint Co.	0.00 Mills	0.00 Mills	\$ 0.00	\$ 0.00	\$ 0.00	
Totals			\$ 364,302,695.00	\$ 3,739,344.21	\$ 1,822,940.59	

Sinking Fund 0.00 Mills

and we do hereby order the above levies to be certified forthwith by the Secretary of this Board to the County Assessor of said County, in order that the County Assessor may immediately extend said levies upon the Tax Rolls for the year 2020 without regard to any protest that may be filed against any levies, as required by 68 O. S. 2001, Section 2869.

Signed at Ada, Oklahoma, this 15th day of September, 2020

Excise Board Member

Bill Dyer
Excise Board Member

Excise Board Chairman

Eldon
Excise Board Secretary

Joint School District Levy Certification for Pontotoc Technology Center 14

Career Tech District Number 14 : General Fund 10.24
Building Fund 5.00

State of Oklahoma)

County of Pontotoc) ss

I, Tammy Brown, Pontotoc County Clerk, do hereby certify that the above levies are true and correct for the taxable year 2020.

Witness my hand and seal, on September 15, 2020

Tammy Brown
Pontotoc County Clerk



S.A. & I. Form 2661R06 Entity: Pontotoc Technology Center 14, Pontotoc

1-Sep-2020



-----ATTACHMENT TO ESTIMATE OF NEEDS-----
 2020 ASSESSED PROPERTY VALUATIONS-----PONTOTOC COUNTY AVTS #14

	PERSONAL	REAL ESTATE	PUBLIC SERVICE	TOTAL	HOMESTEAD EXEMPTION	TOTAL (NET)
<u>PONTOTOC COUNTY</u>						
District #1	\$782,976	5,804,736	5,998,684	12,586,396	529,029	12,057,367
District #9	1,267,953	17,650,540	4,392,640	23,311,133	1,482,486	21,828,647
District #16	6,533,876	46,662,504	16,046,564	69,242,944	3,148,551	66,094,393
District #19	21,021,149	91,249,924	7,157,360	119,428,433	2,591,585	116,836,848
District #24	18,293,906	22,837,714	4,707,269	45,838,889	1,311,582	44,527,307
District #30	2,008,554	13,028,027	25,507,649	40,544,230	908,184	39,636,046
District #37	3,202,459	7,376,408	4,851,329	15,430,196	441,255	14,988,941
COUNTY TOTAL	53,110,873	204,609,853	68,661,495	326,382,221	10,412,672	315,969,549
<u>COAL COUNTY</u>						
Tupelo	33,516	515,199	57,684	606,399	91,950	514,449
I-2	2,925,499	3,268,670	9,857,187	16,051,356	242,507	15,808,849
JI-30	175,173	453,827	728,121	1,357,121	32,762	1,324,359
PI-1	205,878	137,086	934,582	1,277,546	2,000	1,275,546
COUNTY TOTAL	3,340,066	4,374,782	11,577,574	19,292,422	369,219	18,923,203
<u>HUGHES COUNTY</u>						
S.D. J-1 & V-14	5,732,775	3,991,448	9,029,510	18,753,733	293,276	18,460,457
S.D. J-10 & V-14	50,069	106,043	73,706	229,818	6,000	223,818
COUNTY TOTAL	5,782,844	4,097,491	9,103,216	18,983,551	299,276	18,684,275
<u>JOHNSTON COUNTY</u>						
JI-30	41,793	900,174	836,356	1,778,323	70,326	1,707,997
COUNTY TOTAL	41,793	900,174	836,356	1,778,323	70,326	1,707,997
<u>MURRAY COUNTY</u>						
I-37	35,828	623,601	2,057,198	2,716,627	29,278	2,687,349
COUNTY TOTAL	35,828	623,601	2,057,198	2,716,627	29,278	2,687,349
<u>SEMINOLE COUNTY</u>						
S.D. #10	1,651,627	3,005,292	1,997,084	6,654,003	323,681	6,330,322
COUNTY TOTAL	1,651,627	3,005,292	1,997,084	6,654,003	323,681	6,330,322
GRAND TOTALS	\$63,963,031	217,611,193.00	94,232,923.00	375,807,147.00	11,504,452.00	364,302,695.00